

Kluge 14x22 EHF Series Foil Stamping, Embossing & Diecutting Press



Overview

The Kluge EHF's capabilities add value to any printed piece. Used individually or in combination, these capabilities transform the ordinary into the extraordinary.

The process of foil stamping and embossing requires a combination of impression strength, heat and time on impression. At Kluge, we understand this process, and our presses are designed from the ground up to perform to the demands of the market.

Heavier side arms and back shaft combined with a welded steel side frame and cast iron bed and platen give the Kluge EHF Series Press unprecedented impression strength. Brand new features (see right panel) combined with user friendly modifications make the Kluge EHF the flagship of the Kluge line of finishing presses.

Foil Stamping, Embossing & Diecutting Applications


- Folding Cartons
- Greeting cards
- Holograms and security
- Presentation/pocket folders
- Paper/hard back book covers
- Labels
- Business cards
- Digital Workflow
- Letterhead/stationery
- Announcements
- Report covers
- Packaging
- Diecutting/kiss cutting
- Media and mailing

Features

- Feeder - Straight in/straight-out feeding motion prevents misfeeding of stock, allows for a wide range of stock thicknesses and shapes and ensures registration of +/- .004".
- Electronic Foil Control System (EFCS) - Reduces waste and make-ready time. Can also be equipped with a hologram registration unit.
- Toggle Base and Dual Zone Hot Plate - The toggle base enables an infinite range of die mounting positions and the hot plate has two independently controlled heating zones. Laser grid etched to ensure quick and accurate die mounting and make-ready.
- Adjustable Impression - Simple impression adjustment by turning the crank handle.
- Micro Adjustable Gauge Band - Precisely adjust the gauge band for sheet placement.
- Delivery - Four-finger delivery arm, with a receding pile delivery table and impression counter.
- Variable Frequency Drive - Allows the press to operate at a range of between 900 - 3300 iph
- Missed Sheet Detector - Prevents die, make-ready and press damage
- Delayed Delivery - Allows stock greater than 14" long to be run on the press
- Reversible Register Cam - Enables operator to switch from left to right side registration in seconds.




EHF Series




Toggle Base and Die Heating Plate

The toggle base and make-ready plate are laser etched with a grid to facilitate quick and accurate mounting of dies and make-ready materials. The die heating plate has two zones with individual heat controls and dual set points to ensure accurate temperature control and prevent pre-heating of foil during down time.



Adjustable Impression

The Kluge EHF Series Press includes adjustable impression. Adjustments are made by shortening or lengthening the side arms with a turn of the impression adjustment handle. Total adjustment is .144" and is infinitely variable. The end result is a reduction in make-ready time and less dependence on set up skills.



Two-Up Feeding (optional)

Adding two-up feeding capability to your press enables you to run two jobs simultaneously or the same job at double the productivity.



Electronic Foil Control System

The two draw electronic foil control system (EFCS) features separate stepping motors and foil rewind shafts for each draw. The EFCS has predetermined, alternating capability (25 job storage memory). A user-friendly touch screen is standard and features registration capabilities as tight as .004". The EFCS can be upgraded to 4 draws and/or registered hologram.



Variable Frequency Drive System

The system allows the EHF to operate within a speed range of 900 - 3,300 IPH. Slow speed capability increases the foil coverage and embossing ability of the press. A limit feature is included that protects the press against overload. Acceleration adjustment allows for smooth press ramp up to production speed.



Additional Operator Friendly Features

The Kluge EHF Series Press is the easiest press to set up and operate. Time-saving features include: Micro-adjustable bottom gauge band, feeding arm vacuum control on the operator side, delayed delivery, missed sheet detector, reversible register cam, IPH readout, and an operator control panel with feed and impression controls.

Specifications		ENGLISH	METRIC
Platen Size		14" x 22"	356 mm x 559 mm
Length, Width & Height		74", 50", 68"	1880, 1270, 1727 mm
Net Weight (approx.)		4400 lbs	1996 kg
Operating Speed*	900 - 3300 iph		
Maximum Sheet Size**		17" x 24.75"	432 mm x 629 mm
Minimum Sheet Size***		4" x 5"	102 mm x 127 mm
Magazine Capacity		14"	356 mm
Delivery Capacity		14"	356 mm
Inside Chase Dimensions		14" x 22"	356 mm x 559 mm
Outside Chase Dimensions		16.25" x 23.5"	413 mm x 597 mm
Stock Range	Onion Skin to .200" board		
Electrical	208/230V, 3 phase, 60 cycle		

*800 - 2850 iph speed range for machines configured for 50 cycle power. **The Wide Magazine option increases the maximum sheet width to 26.25". ***Standard delivery is available in place of Delayed Delivery, allowing for a minimum sheet size of 3" x 3" and a maximum sheet height of 15". Please note that certified and remanufactured presses may vary in features and specifications.

WARNING: For literature purposes, guards and safety features may have been removed. Kluge products should never be operated without all proper guards fully functioning and in place. Kluge presses should never be hand-fed.



Brandtjen & Kluge, Inc., 539 Blanding Woods Road, St. Croix Falls, WI 54024

Toll-free U.S./Canada: (800) 826-7320 | (715) 483-3265

sales@kluge.biz | www.kluge.biz | www.folder-gluers.com